



1. I have been told about the study and I know why it is being done and what to do. I know that I do not have to do it if I do not want to. If I have questions I can ask my teacher. I know that I can stop at any time.

		Response Percent	Response Count
I understand and will begin the survey.		100.0%	17
I would rather not do it.		0.0%	0
		answered question	17
		skipped question	0








2. Where do you go to school?

		Response Percent	Response Count
IS 5		0.0%	0
IS 10		0.0%	0
IS 61		0.0%	0
IS 72		0.0%	0
IS 73		0.0%	0
IS 77		0.0%	0
IS 89		0.0%	0
IS 91		0.0%	0
IS 93		0.0%	0
IS 125		0.0%	0
IS 126		0.0%	0
IS 141		0.0%	0
IS 144		0.0%	0
IS 145		0.0%	0
IS 157		0.0%	0
IS 185		0.0%	0
IS 189		0.0%	0
IS 204		0.0%	0
IS 217		100.0%	17
IS 230		0.0%	0
IS 237		0.0%	0
PS 12		0.0%	0
PS 14		0.0%	0







PS 19	0.0%	0
PS 30	0.0%	0
PS 54	0.0%	0
PS 76	0.0%	0
PS 92	0.0%	0
PS 111	0.0%	0
PS 127	0.0%	0
PS 151	0.0%	0
PS 153	0.0%	0
Al-Iman School	0.0%	0
Al-Manoor School	0.0%	0
Bais Yaakov Academy	0.0%	0
Bnos Malka Academy	0.0%	0
El-Ber Islamic School	0.0%	0
Flushing High School	0.0%	0
Forest Hills HS	0.0%	0
Grover Cleveland HS	0.0%	0
Jamaica HS	0.0%	0
John Bowne High School	0.0%	0
Hevach High School	0.0%	0
Long Island City High School	0.0%	0
Machon Academy	0.0%	0
Martin Luther HS	0.0%	0
The Muslim Center Elementary School	0.0%	0
Newcomers High School	0.0%	0

Newtown HS	0.0%	0
Our Lady of Mercy	0.0%	0
Our Lady of Sorrows	0.0%	0
Queens Academy HS	0.0%	0
Queens Lutheran School	0.0%	0
Queens Vocational HS	0.0%	0
Razi School	0.0%	0
Redeemer Lutheran	0.0%	0
Resurrection Ascension School	0.0%	0
St. Adalbert	0.0%	0
St. Francis of Assisi School	0.0%	0
St. John Lutheran School	0.0%	0
St. Kevin School	0.0%	0
St. Mel School	0.0%	0
St. Nicholas of Tolentine	0.0%	0
St. Raphael School	0.0%	0
Sacred Heart School	0.0%	0
Shaarei Zion Ohel Bracha	0.0%	0
Tiferes Torah Institute	0.0%	0
William Cullen Bryant High School	0.0%	0
Yesheiva Tifereth Moshe	0.0%	0
Yeshivat Our Haim	0.0%	0
Other	0.0%	0
other school (please specify)		0
answered question		17


3. What grade are you in?

		Response Percent	Response Count
6th		0.0%	0
7th		100.0%	17
8th		0.0%	0
9th		0.0%	0
10th		0.0%	0
11th		0.0%	0
12th		0.0%	0
answered question			17
skipped question			0


4. How often do you use your computer at home for homework?

		Response Percent	Response Count
I don't have a computer at home		37.5%	6
I don't use my home computer for homework		31.3%	5
A few times a year		18.8%	3
About once a month		0.0%	0
About once a week		6.3%	1
Almost every night		6.3%	1
answered question			16
skipped question			1

5. Compared to last year, this year my teachers are using computers...

		Response Percent	Response Count
less		0.0%	0
about the same amount		100.0%	16
more		0.0%	0
answered question			16
skipped question			1

6. Compared to last year, this year students in my grade are using computers...

		Response Percent	Response Count
less		0.0%	0
about the same amount		100.0%	16
more		0.0%	0
answered question			16
skipped question			1

7. During this school year, how much time per week did you spend using computers in your class(es)?

		Response Percent	Response Count
Not at all		94.1%	16
Less than one period per week		0.0%	0
1 or 2 periods (or a double period) per week		0.0%	0
3 to 4 periods per week		5.9%	1
More than 4 periods per week		0.0%	0
answered question			17
skipped question			0

8. During this school year, I typed up reports and assignments.

		Response Percent	Response Count
Never		0.0%	0
A few times a year		0.0%	0
About once a month		0.0%	0
About once a week		0.0%	0
Almost every day		0.0%	0
answered question			0
skipped question			17

9. During this school year, I made spreadsheets and graphs.

	Response Percent	Response Count
Never	0.0%	0
A few times a year	0.0%	0
About once a month	0.0%	0
About once a week	0.0%	0
Almost every day	0.0%	0
answered question		0
skipped question		17

10. During this school year, I used blogs to communicate with other students and teachers

	Response Percent	Response Count
Never	0.0%	0
A few times a year	0.0%	0
About once a month	0.0%	0
About once a week	0.0%	0
Almost every day	0.0%	0
answered question		0
skipped question		17

11. During this school year, I did research on the Internet for a report or assignment.

	Response Percent	Response Count
Never	0.0%	0
A few times a year	0.0%	0
About once a month	0.0%	0
About once a week	0.0%	0
Almost every day	0.0%	0
answered question		0
skipped question		17

12. During this school year, I made a PowerPoint presentation.

	Response Percent	Response Count
Never	0.0%	0
A few times a year	0.0%	0
About once a month	0.0%	0
About once a week	0.0%	0
Almost every day	0.0%	0
answered question		0
skipped question		17

13. During this school year, I used the computer to make a graphic novel.

	Response Percent	Response Count
Never	0.0%	0
A few times a year	0.0%	0
About once a month	0.0%	0
About once a week	0.0%	0
Almost every day	0.0%	0
answered question		0
skipped question		17

14. During this school year, I took a test on the computer.

	Response Percent	Response Count
Never	0.0%	0
A few times a year	0.0%	0
About once a month	0.0%	0
About once a week	0.0%	0
Almost every day	0.0%	0
answered question		0
skipped question		17

15. During this school year, I used a computer program to improve my study skills or learning skills.

	Response Percent	Response Count
Never	0.0%	0
A few times a year	0.0%	0
About once a month	0.0%	0
About once a week	0.0%	0
Almost every day	0.0%	0
answered question		0
skipped question		17

16. During this school year, I made or listened to a podcast.

	Response Percent	Response Count
Never	0.0%	0
A few times a year	0.0%	0
About once a month	0.0%	0
About once a week	0.0%	0
Almost every day	0.0%	0
answered question		0
skipped question		17

17. During this school year, I made or edited a webpage or worked in a web environment, like a wikispace.

	Response Percent	Response Count
Never	0.0%	0
A few times a year	0.0%	0
About once a month	0.0%	0
About once a week	0.0%	0
Almost every day	0.0%	0
answered question		0
skipped question		17

18. This school year, I collected data using equipment that go with the computer, like probes or PDAs.

	Response Percent	Response Count
Never	0.0%	0
A few times a year	0.0%	0
About once a month	0.0%	0
About once a week	0.0%	0
Almost every day	0.0%	0
answered question		0
skipped question		17

19. This school year, I made or edited a video or movie.

	Response Percent	Response Count
Never	0.0%	0
A few times a year	0.0%	0
About once a month	0.0%	0
About once a week	0.0%	0
Almost every day	0.0%	0
answered question		0
skipped question		17

20. During the past school year, I created or contributed to a web-based map or timeline.

	Response Percent	Response Count
Never	0.0%	0
A few times a year	0.0%	0
About once a month	0.0%	0
About once a week	0.0%	0
Almost every day	0.0%	0
answered question		0
skipped question		17

21. In which classes do you use technology. (Check all that apply)

	Response Percent	Response Count
Math	0.0%	0
Sciences	0.0%	0
English Language Arts	0.0%	0
Social Studies	0.0%	0
Art	0.0%	0
Music	0.0%	0
Physical Education/Gym	0.0%	0
ESL or ELL	0.0%	0
Computer Class	0.0%	0
Multi-Media	0.0%	0
None of the Above	0.0%	0
Other (please specify)		0
answered question		0
skipped question		17

22. How well do you know how to use the following equipment, applications or web sites?

	I never tried	I know the basics	I'm pretty good	I'm an expert	Response Count
Digital camera or video	0.0% (3)	0.0% (1)	0.0% (6)	0.0% (6)	0
Audacity or GarageBand	0.0% (3)	0.0% (3)	0.0% (3)	0.0% (7)	0
iMovie or Movie Maker	0.0% (15)	0.0% (0)	0.0% (1)	0.0% (0)	0
Wikispaces	0.0% (15)	0.0% (1)	0.0% (0)	0.0% (0)	0
NYLearns	0.0% (15)	0.0% (1)	0.0% (0)	0.0% (0)	0
Teacher/Class Blogs	0.0% (13)	0.0% (2)	0.0% (1)	0.0% (0)	0
Google Maps	0.0% (2)	0.0% (3)	0.0% (10)	0.0% (1)	0
Comic Life	0.0% (10)	0.0% (3)	0.0% (3)	0.0% (0)	0
answered question					16
skipped question					1

23. How much do you agree with these statements?

	Strongly Disagree	Disagree	Agree	Strongly Agree	Rating Average	Response Count
I am able to learn more when I use computers in my school.	0.0% (0)	0.0% (0)	0.0% (9)	0.0% (6)	0.00	0
I work harder on my assignments when I am using a computer.	0.0% (0)	0.0% (1)	0.0% (5)	0.0% (9)	0.00	0
I would be a better student if I got to use technology more in school.	0.0% (0)	0.0% (2)	0.0% (7)	0.0% (6)	0.00	0
Teachers in this school know a lot about how to use computers to help students learn more.	0.0% (0)	0.0% (4)	0.0% (8)	0.0% (3)	0.00	0
There are enough computers in my school for students to use for their schoolwork.	0.0% (1)	0.0% (1)	0.0% (1)	0.0% (12)	0.00	0
I am using computers in my class (es) in ways that other students in this school are not.	0.0% (3)	0.0% (8)	0.0% (2)	0.0% (2)	0.00	0
I have shown other students how to do things with computers.	0.0% (0)	0.0% (3)	0.0% (6)	0.0% (6)	0.00	0
I have shown a teacher how to do things with computers.	0.0% (2)	0.0% (3)	0.0% (5)	0.0% (5)	0.00	0
I use computers more in my class (es) than other students in this school	0.0% (2)	0.0% (6)	0.0% (6)	0.0% (1)	0.00	0
answered question						15
skipped question						2